

DPMS Digital Data Wall

for school website

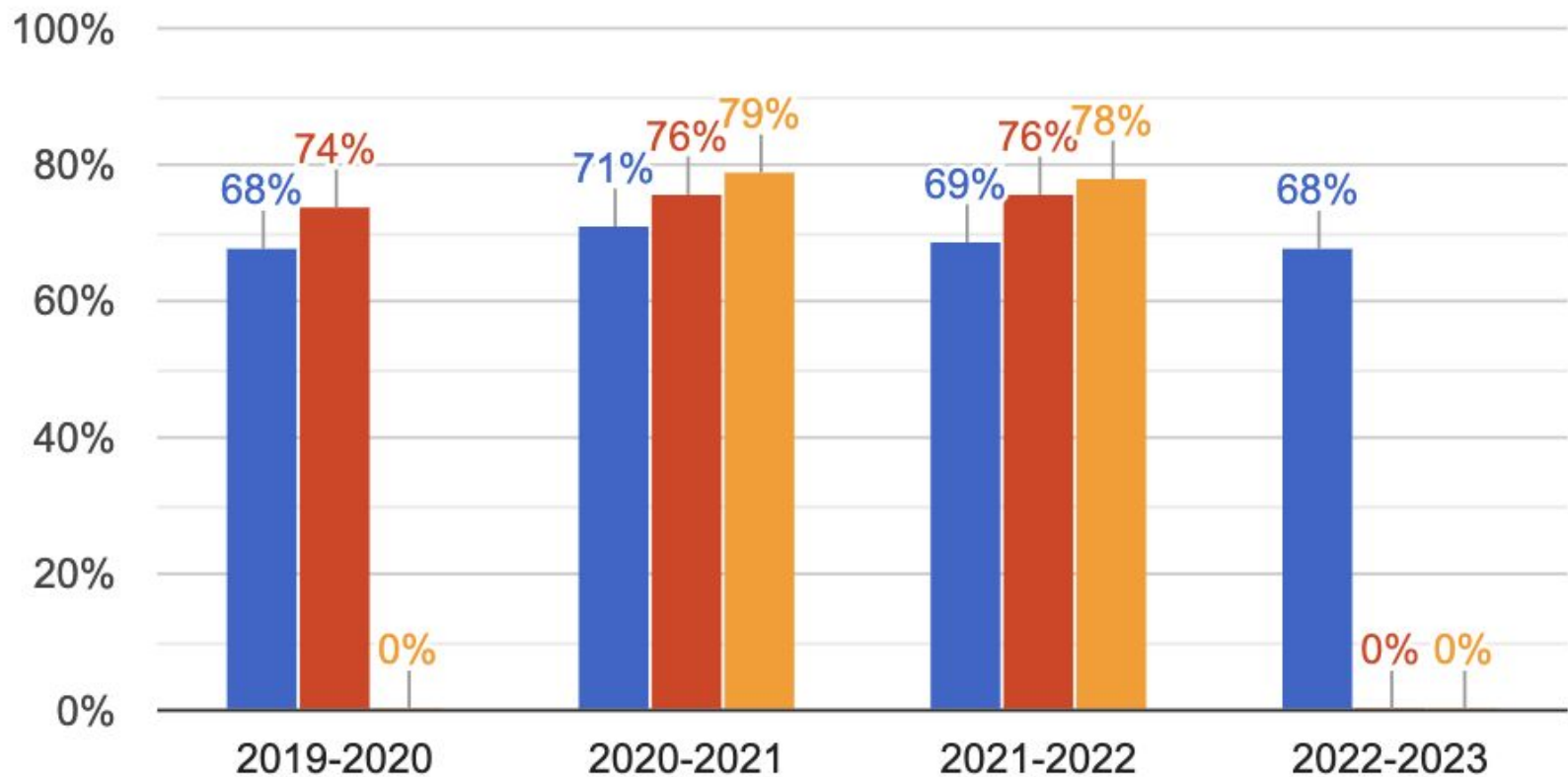
2022 - 2023

Fall 2022 Reading Inventory

Reading Inventory Across Years

Fall Winter Spring

Percent of Students Proficient or Advanced





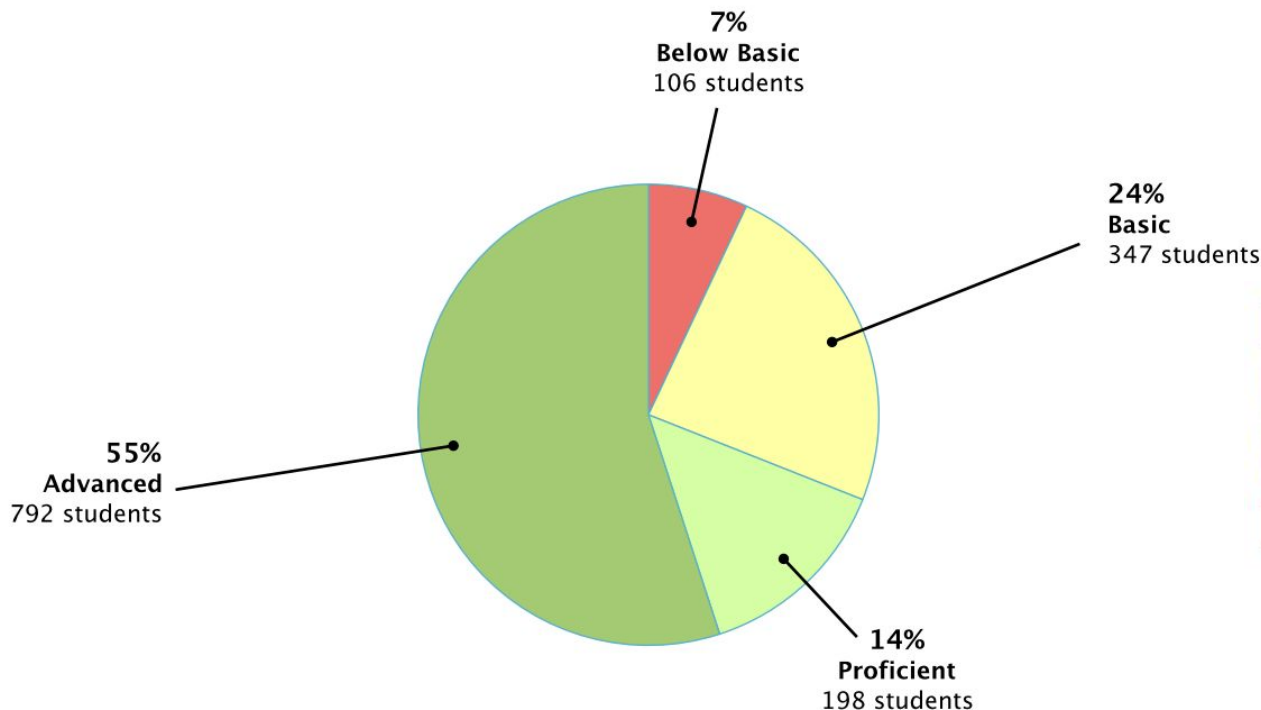
Proficiency Summary Report

SCHOOL: DRAPER PARK MIDDLE

Time Period: 08/15/22 – 09/16/22



Total Students: 1,443



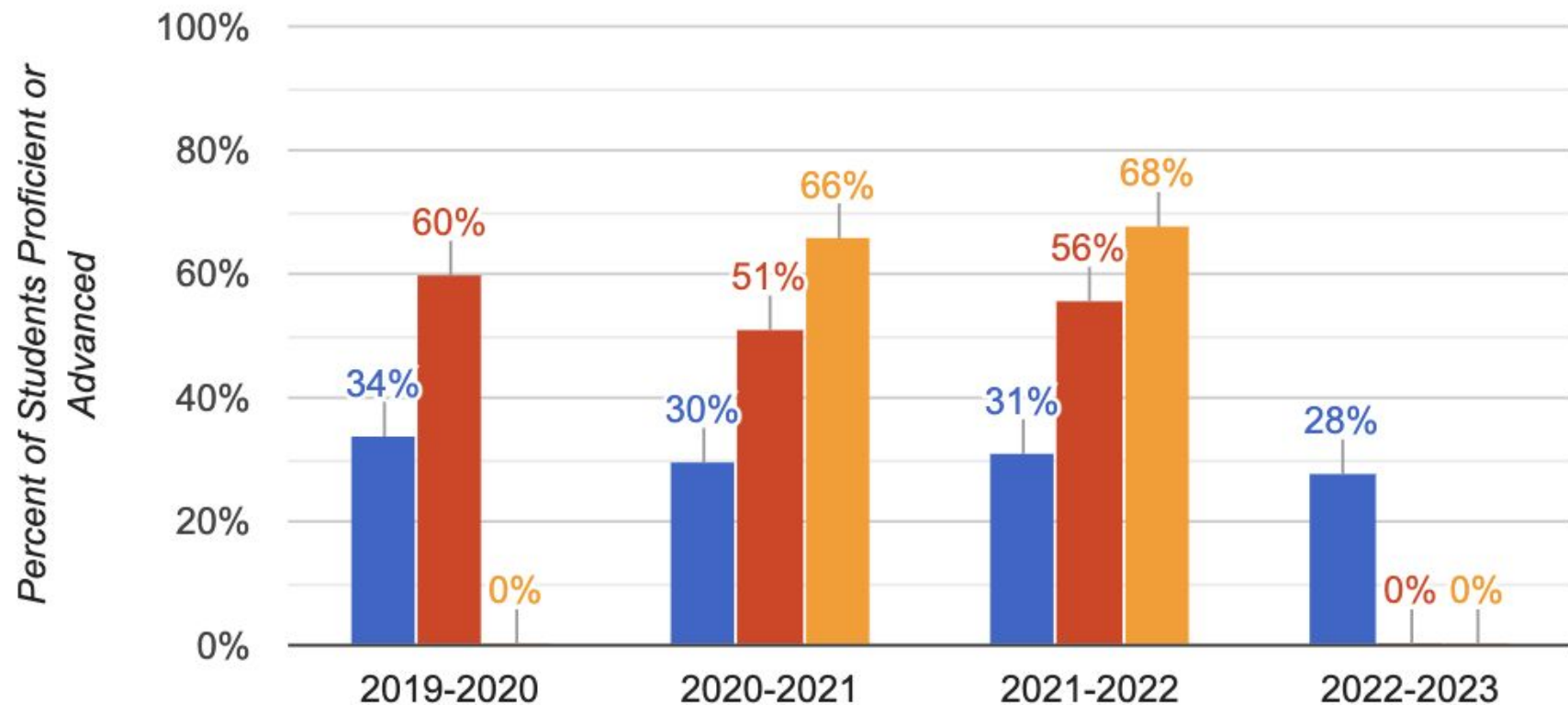
69% of All Students Proficient/Advanced

- Advanced 55%, 792 students
- Proficient 14%, 198 students
- Basic 24%, 347 students
- Below Basic 7%, 106 students

Fall 2022 Math Inventory

Math Inventory Across Years

Fall Winter Spring





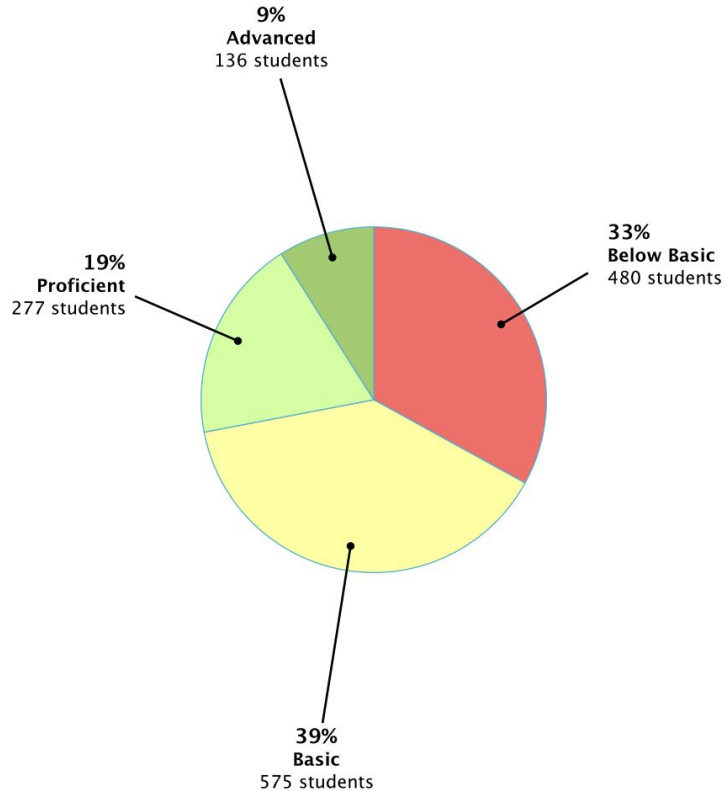
Proficiency Summary Report

SCHOOL: DRAPER PARK MIDDLE

Time Period: 08/15/22 – 09/16/22



Total Students: 1,468

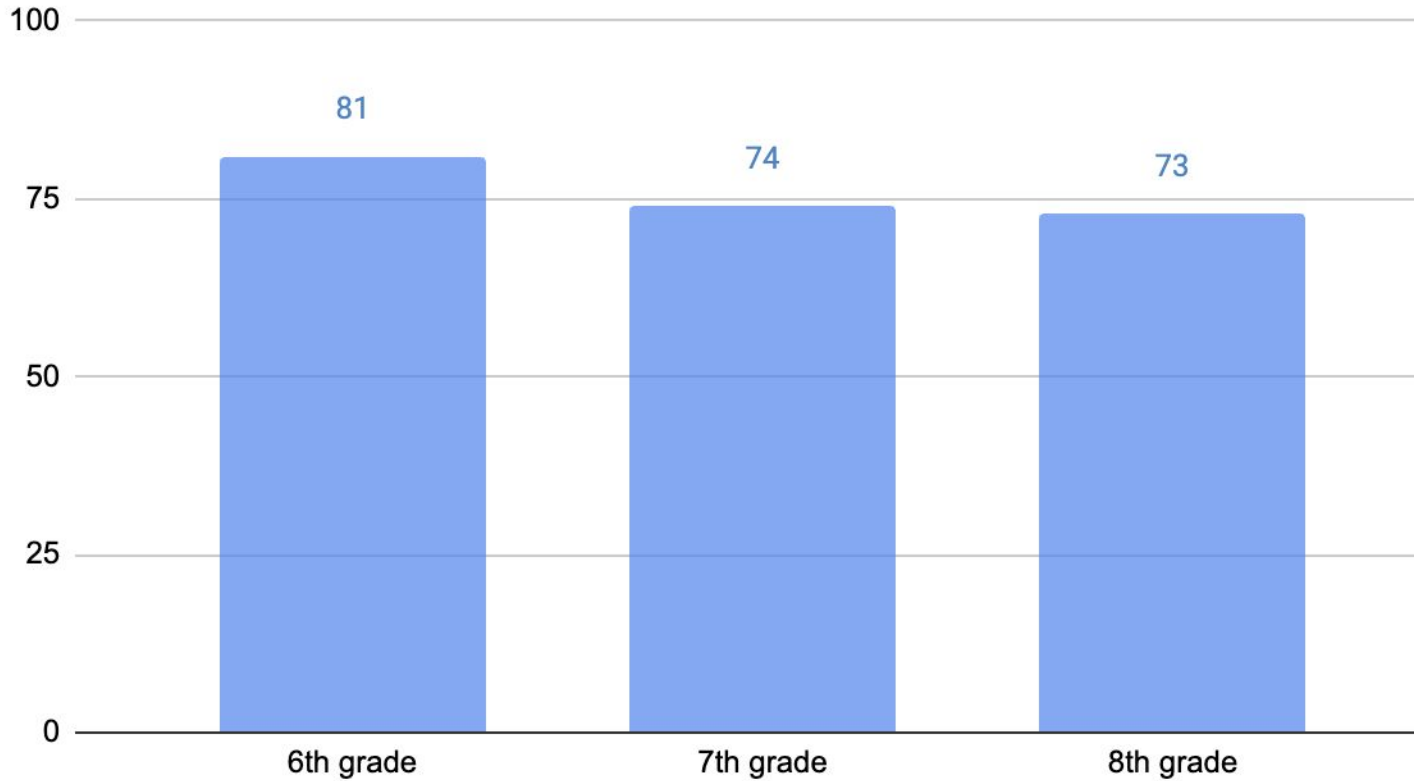


28% of All Students Proficient/Advanced

- Advanced 9%, 136 students
- Proficient 19%, 277 students
- Basic 39%, 575 students
- Below Basic 33%, 480 students

Science, Unit Tests

Science Unit Test Average, Term 1



End of Term 1

**76% of All Students*
proficient on Term 1
end-of-unit science
assessments**

EWS: Coursework

Canyons School District EWS Benchmarks (Early Warning Signs)

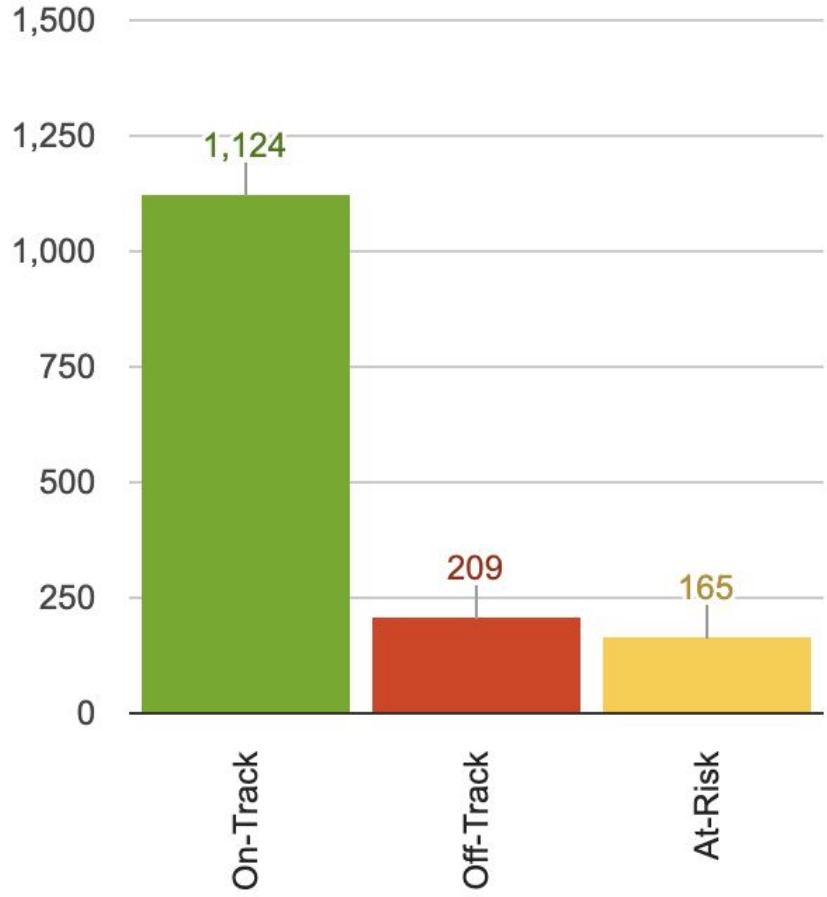
On-Track in Course Performance C's or better in all classes 2.50 or higher GPA

On-Track Indicators	Course Performance		Behavior		Attendance
	Course Performance (Term)	Grade Point Average (Term)	Office Discipline Referrals	Suspensions	Attendance
On-Track	C's or better in all classes	2.50 or higher	<u>Yearly</u> : 2 or fewer Office Referrals	No suspensions	Missed less than 5% instructional days <u>Yearly</u> : Less than 9 days
			<u>Per Term</u> : No Office Referrals		<u>Quarter</u> : Less than 2.25 days <u>Trimester</u> : Less than 3 days
At-Risk for Off-Track	1 or more D's in any class	1.50 to 2.49	<u>Yearly</u> : 3 to 5 Office Referrals	N/A	Missed 5% to 10% instructional days <u>Yearly</u> : 9 to 17.9 days
			<u>Per Term</u> : 1 to 2 Office Referrals		<u>Quarter</u> : 2.25 to 4.49 days <u>Trimester</u> : 3 to 5.99 days
Off-Track	1 or more F's in any class	Less than 1.50	<u>Yearly</u> : 6 or more Office Referrals	1 or more in-school or out-of-school suspensions	Missed 10% to 20% instructional days <u>Yearly</u> : 18 to 35.9 days
			<u>Per Term</u> : 3 or more Office Referrals		<u>Quarter</u> : 4.5 to 8.99 days <u>Trimester</u> : 6 to 11.99 days
Severe	N/A	N/A	N/A	N/A	Missed more than 20% instructional days <u>Yearly</u> : 36 or more days <u>Quarter</u> : 9 or more days <u>Trimester</u> : 12 or more days

*Absences include any type of absence, excused or unexcused.

Coursework End of Term 1

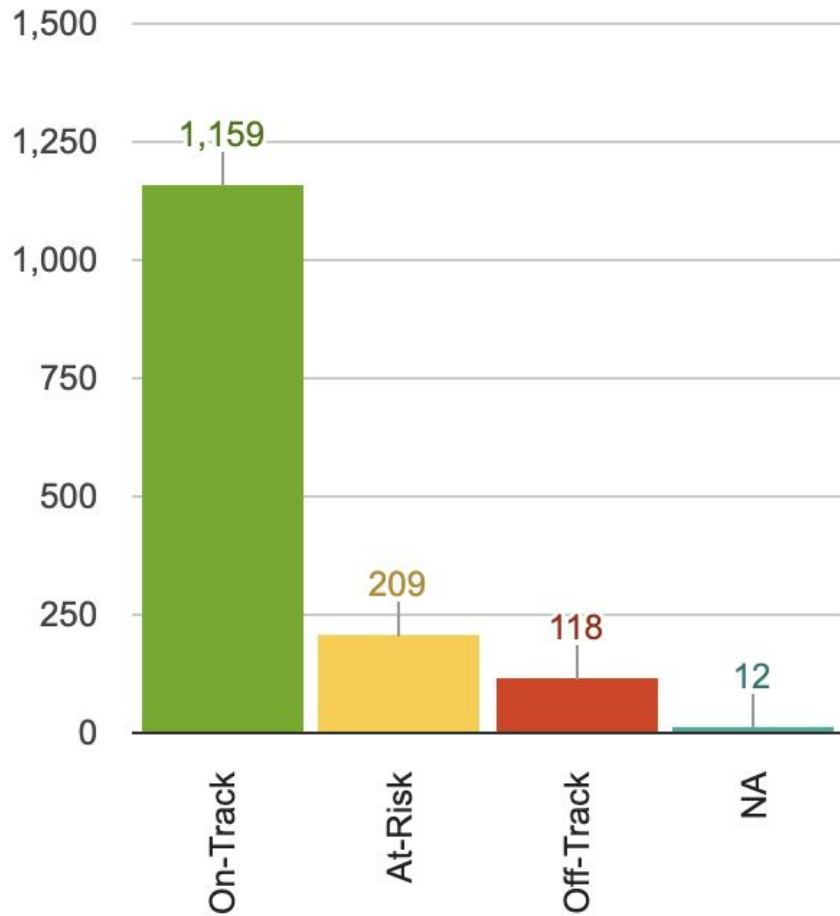
2022-2023 EWS - Fs & Ds - T1



End of Term 1

75% percent of All Students On-Track with C's or better in all classes

2022-2023 - EWS - GPA - T1



End of Term 1

**77% of All Students On-Track
with GPA of 2.50 or higher**

Canyons School District EWS Benchmarks (Early Warning Signs)

On-Track with Attendance
(Absences include any type of absence, excused or unexcused).

Miss less than 5% instructional days

Yearly: Miss less than 9 days

Quarterly: Miss less than 2.25 days

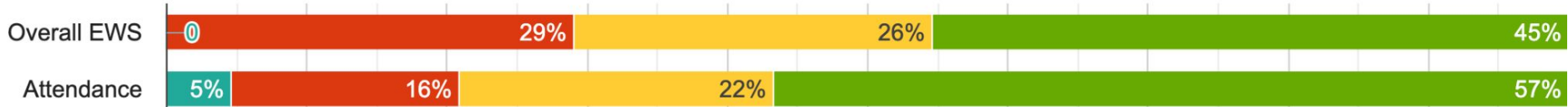
On-Track Indicators	Course Performance		Behavior		Attendance
	Course Performance (Term)	Grade Point Average (Term)	Office Discipline Referrals	Suspensions	Attendance
On-Track	C's or better in all classes	2.50 or higher	<u>Yearly</u> : 2 or fewer Office Referrals	No suspensions	Missed less than 5% instructional days <u>Yearly</u> : Less than 9 days
			<u>Per Term</u> : No Office Referrals		<u>Quarter</u> : Less than 2.25 days <u>Trimester</u> : Less than 3 days
At-Risk for Off-Track	1 or more D's in any class	1.50 to 2.49	<u>Yearly</u> : 3 to 5 Office Referrals	N/A	Missed 5% to 10% instructional days <u>Yearly</u> : 9 to 17.9 days
			<u>Per Term</u> : 1 to 2 Office Referrals		<u>Quarter</u> : 2.25 to 4.49 days <u>Trimester</u> : 3 to 5.99 days
Off-Track	1 or more F's in any class	Less than 1.50	<u>Yearly</u> : 6 or more Office Referrals	1 or more in-school or out-of-school suspensions	Missed 10% to 20% instructional days <u>Yearly</u> : 18 to 35.9 days
			<u>Per Term</u> : 3 or more Office Referrals		<u>Quarter</u> : 4.5 to 8.99 days <u>Trimester</u> : 6 to 11.99 days
Severe	N/A	N/A	N/A	N/A	Missed more than 20% instructional days <u>Yearly</u> : 36 or more days <u>Quarter</u> : 9 or more days <u>Trimester</u> : 12 or more days

*Absences include any type of absence, excused or unexcused.

Early Warning Signs:
Attendance
End of Term 1

2022-2023, Term: 1 - Early Warning System

Severe Off-Track At-Risk On-Track



End of Term 1

57% of DPMS students on-track with attendance

22% at-risk with attendance

16% off-track with attendance

5% severe with attendance